

|           |
|-----------|
| PROJECT   |
| TYPE      |
| SPECIFIER |
| QUANTITY  |
| DATE      |

## CENTRIQ ROUND ADJUSTABLE RECESSED

### A35974-

|             |                      |                       |                        |                 |
|-------------|----------------------|-----------------------|------------------------|-----------------|
| base number | Color<br>Temperature | Finishes<br>(Diamond) | Finishes<br>(Triangle) | Lens<br>Options |
|-------------|----------------------|-----------------------|------------------------|-----------------|

- To build a product code in our configurator select the specify button on the base model # product page
- To build a manual product code on this datasheet choose from the options listed below in blue font and add the suffix to the base model #

#### GENERAL

|  |
|--|
| Series: Centriq                            |
| Subseries: Centriq Round Adjustable        |
| Partner: Prolicht                          |
| Division: Architectural                    |
| Installation: Recessed                     |
| Product Type: Downlight                    |
| Mounting Location: Ceiling                 |
| Light Distribution: Adjustable / Downlight |

#### PHYSICAL

|   |
|---|
| Aperture Sizes - Downlights: 2"   |
| Shape: Cylinder   |
| Diameter (mm): 120  |
| Diameter (in): 4 ¾  |
| Height (mm): 105  |
| Height (in): 4 ⅙  |
| Min. Recessing Depth (mm): 120  |
| Min. Recessing Depth (in): 4 ¾  |
| Weight (kg): 0.649  |
| Diffuser: Lens Pack - No Lens / Opal / Linear Spread Lens / Honeycomb / Spread Lens   |
| Fixture Finish: SSR / BKV / CWI / CRY / HAB / UFT / ITA / RUA / FTG / MYG / LOD / PUS / FRO / FUP / KIA / POP / BLS / SPG / MEY / GOH / CHC / COM / ABZ / JAG / OBR / MOS / ROR |
| Fixture Material: Aluminum  |
| Cut-out Measurements: Dia. 112mm / 4 7/16"  |

#### ELECTRICAL

|   |
|---|
| Lamp Type: LED (Zhaga Standard)   |
| Input Wattage (W): 20.5   |
| Total Output Wattage (W): 18.1  |
| Dimming: Tri-Mode (Non-Dimming and Phase Dimming (120Vac only) and 0-10V Dimming) |
| Driver Included: No   |
| Driver Location: Recessed Housing   |
| Driver Type: Constant Current - Universal   |
| Driver Class: Class 2   |
| Input Voltage (V): 120 - 277  |
| Constant Current (MA): 500  |

#### LED

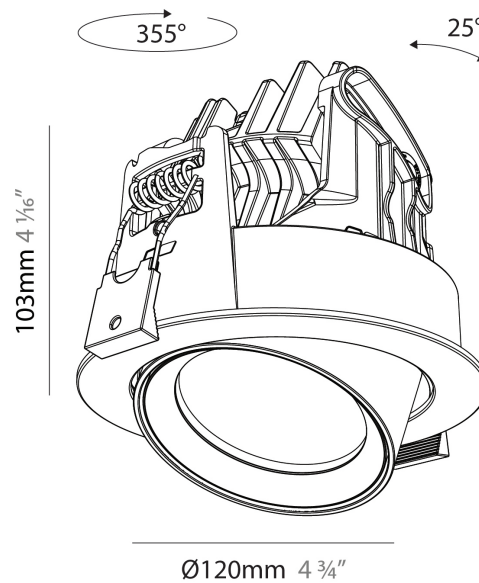
|  |
|--|
| Color Temperature (°K): 2700 / 3000 / 3500 / 4000    |
| Max. Delivered Lumen (lm): 1432 / 1542 / 1432 / 1636 |
| Nominal Lumen (lm): 1668 / 1797 / 1868 / 1907        |
| CRI: >90 CRI   |
| Lamp Life (hrs): 50000                               |

#### OPTICAL

|  |
|--|
| Reflector°: 10                           |
| Adjustability: Rotational 350°; Tilt 90° |

#### RATINGS AND CERTIFICATIONS

|  |
|--|
| Certified By: Certified for North American Standards |
| IP rating: IP20                                      |



## CENTRIQ ROUND ADJUSTABLE RECESSED

A35974-

|           |       |
|-----------|-------|
| PROJECT   | _____ |
| TYPE      | _____ |
| SPECIFIER | _____ |
| QUANTITY  | _____ |
| DATE      | _____ |



|           |
|-----------|
| PROJECT   |
| TYPE      |
| SPECIFIER |
| QUANTITY  |
| DATE      |

## CENTRIQ ROUND ADJUSTABLE RECESSED

### A35975-

|             |                      |                       |                        |                 |                      |
|-------------|----------------------|-----------------------|------------------------|-----------------|----------------------|
| base number | Color<br>Temperature | Finishes<br>(Diamond) | Finishes<br>(Triangle) | Lens<br>Options | Reflector<br>Options |
|-------------|----------------------|-----------------------|------------------------|-----------------|----------------------|

- To build a product code in our configurator select the specify button on the base model # product page
- To build a manual product code on this datasheet choose from the options listed below in blue font and add the suffix to the base model #

#### GENERAL

|  |
|--|
| Series: Centriq                            |
| Subseries: Centriq Round Adjustable        |
| Partner: Prolicht                          |
| Division: Architectural                    |
| Installation: Recessed                     |
| Product Type: Downlight                    |
| Mounting Location: Ceiling                 |
| Light Distribution: Adjustable / Downlight |

#### PHYSICAL

|   |
|---|
| Aperture Sizes - Downlights: 2"   |
| Shape: Cylinder   |
| Diameter (mm): 120  |
| Diameter (in): 4 3/4  |
| Height (mm): 105  |
| Height (in): 4 1/8  |
| Min. Recessing Depth (mm): 120  |
| Min. Recessing Depth (in): 4 3/4  |
| Weight (kg): 0.649  |
| Diffuser: Lens Pack - No Lens / Opal / Linear Spread Lens / Honeycomb / Spread Lens   |
| Fixture Finish: SSR / BKV / CWI / CRY / HAB / UFT / ITA / RUA / FTG / MYG / LOD / PUS / FRO / FUP / KIA / POP / BLS / SPG / MEY / GOH / CHC / COM / ABZ / JAG / OBR / MOS / ROR |
| Fixture Material: Aluminum  |
| Cut-out Measurements: Dia. 112mm / 4 7/16"  |

#### ELECTRICAL

|   |
|---|
| Lamp Type: LED (Zhaga Standard)   |
| Input Wattage (W): 27.3   |
| Total Output Wattage (W): 24.5  |
| Dimming: Tri-Mode (Non-Dimming and Phase Dimming (120Vac only) and 0-10V Dimming) |
| Driver Included: No   |
| Driver Location: Recessed Housing   |
| Driver Type: Constant Current - Universal   |
| Driver Class: Class 2   |
| Input Voltage (V): 120 - 277  |
| Constant Current (MA): 700  |

#### LED

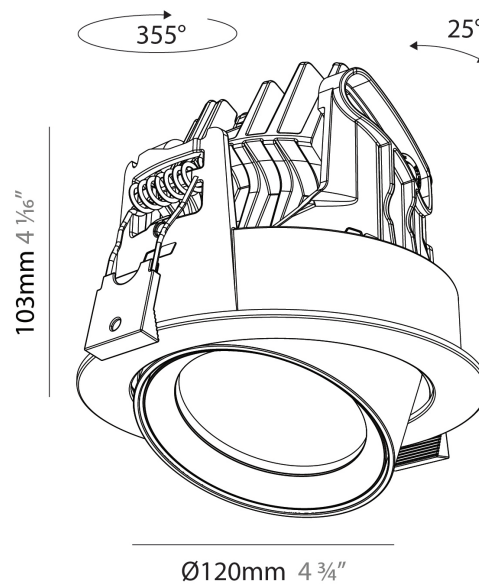
|  |
|--|
| Color Temperature (°K): 2700 / 3000 / 3500 / 4000    |
| Max. Delivered Lumen (lm): 2348 / 2444 / 2549 / 2669 |
| Nominal Lumen (lm): 2788 / 2903 / 3027 / 3170        |
| CRI: >90 CRI   |
| Lamp Life (hrs): 50000                               |

#### OPTICAL

|  |
|--|
| Reflector°: 20 / 32 / 54                 |
| Adjustability: Rotational 350°; Tilt 90° |

#### RATINGS AND CERTIFICATIONS

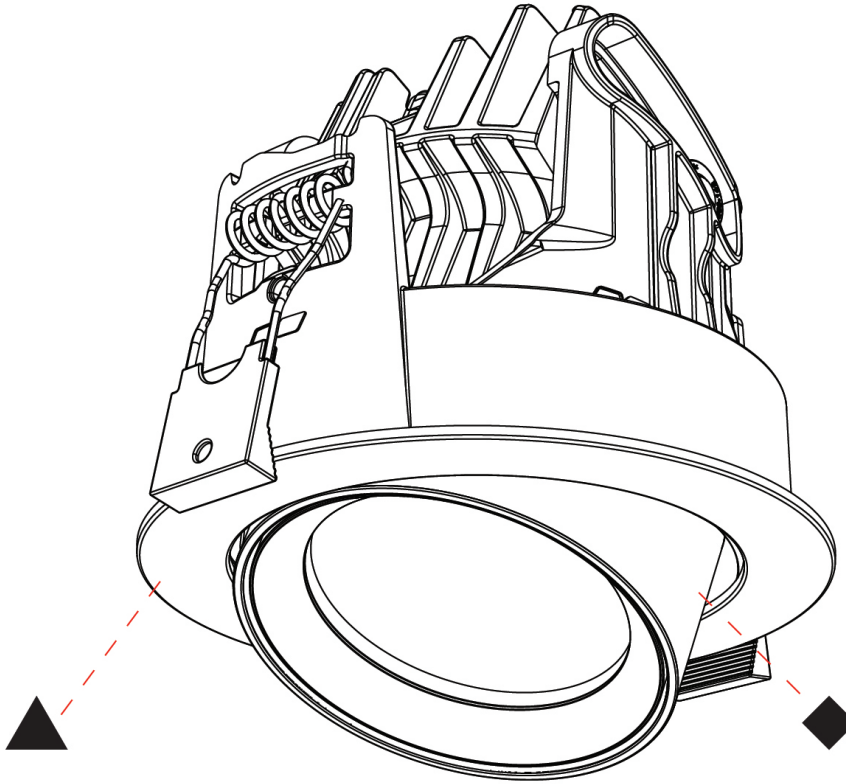
|  |
|--|
| Certified By: Certified for North American Standards |
| IP rating: IP20                                      |



## CENTRIQ ROUND ADJUSTABLE RECESSED

A35975-

|           |       |
|-----------|-------|
| PROJECT   | _____ |
| TYPE      | _____ |
| SPECIFIER | _____ |
| QUANTITY  | _____ |
| DATE      | _____ |



|           |
|-----------|
| PROJECT   |
| TYPE      |
| SPECIFIER |
| QUANTITY  |
| DATE      |

## CENTRIQ ROUND ADJUSTABLE RECESSED

### A35976-

|             |                      |                       |                        |                 |                      |
|-------------|----------------------|-----------------------|------------------------|-----------------|----------------------|
| base number | Color<br>Temperature | Finishes<br>(Diamond) | Finishes<br>(Triangle) | Lens<br>Options | Reflector<br>Options |
|-------------|----------------------|-----------------------|------------------------|-----------------|----------------------|

- To build a product code in our configurator select the specify button on the base model # product page
- To build a manual product code on this datasheet choose from the options listed below in blue font and add the suffix to the base model #

#### GENERAL

|  |
|--|
| Series: Centriq                            |
| Subseries: Centriq Round Adjustable        |
| Partner: Prolicht                          |
| Division: Architectural                    |
| Installation: Recessed                     |
| Product Type: Downlight                    |
| Mounting Location: Ceiling                 |
| Light Distribution: Adjustable / Downlight |

#### PHYSICAL

|   |
|---|
| Aperture Sizes - Downlights: 2"   |
| Shape: Cylinder   |
| Diameter (mm): 120  |
| Diameter (in): 4 3/4  |
| Height (mm): 103  |
| Height (in): 4 1/8  |
| Min. Recessing Depth (mm): 120  |
| Min. Recessing Depth (in): 4 3/4  |
| Weight (kg): 0.651  |
| Diffuser: Lens Pack - No Lens / Opal / Linear Spread Lens / Honeycomb / Spread Lens   |
| Fixture Finish: SSR / BKV / CWI / CRY / HAB / UFT / ITA / RUA / FTG / MYG / LOD / PUS / FRO / FUP / KIA / POP / BLS / SPG / MEY / GOH / CHC / COM / ABZ / JAG / OBR / MOS / ROR |
| Fixture Material: Aluminum  |
| Cut-out Measurements: Dia. 112mm / 4 7/16"  |

#### ELECTRICAL

|   |
|---|
| Lamp Type: LED (Zhaga Standard)   |
| Input Wattage (W): 34   |
| Total Output Wattage (W): 30.9  |
| Dimming: Tri-Mode (Non-Dimming and Phase Dimming (120Vac only) and 0-10V Dimming) |
| Driver Included: No   |
| Driver Location: Recessed Housing   |
| Driver Type: Constant Current - Universal   |
| Driver Class: Class 2   |
| Input Voltage (V): 120 - 277  |
| Constant Current (MA): 900  |

#### LED

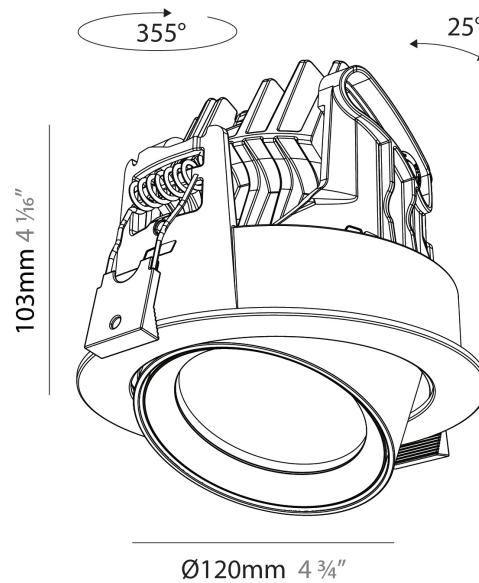
|  |
|--|
| Color Temperature (°K): 2700 / 3000 / 3500 / 4000    |
| Max. Delivered Lumen (lm): 3148 / 3355 / 3406 / 3524 |
| Nominal Lumen (lm): 3921 / 4177 / 4242 / 4389        |
| CRI: >90 CRI   |
| Lamp Life (hrs): 50000                               |

#### OPTICAL

|   |
|---|
| Reflector°: 24 / 36 / 54                  |
| Adjustability: Rotational 350° / Tilt 25° |

#### RATINGS AND CERTIFICATIONS

|  |
|--|
| Certified By: Certified for North American Standards |
| IP rating: IP20                                      |



## CENTRIQ ROUND ADJUSTABLE RECESSED

A35976-

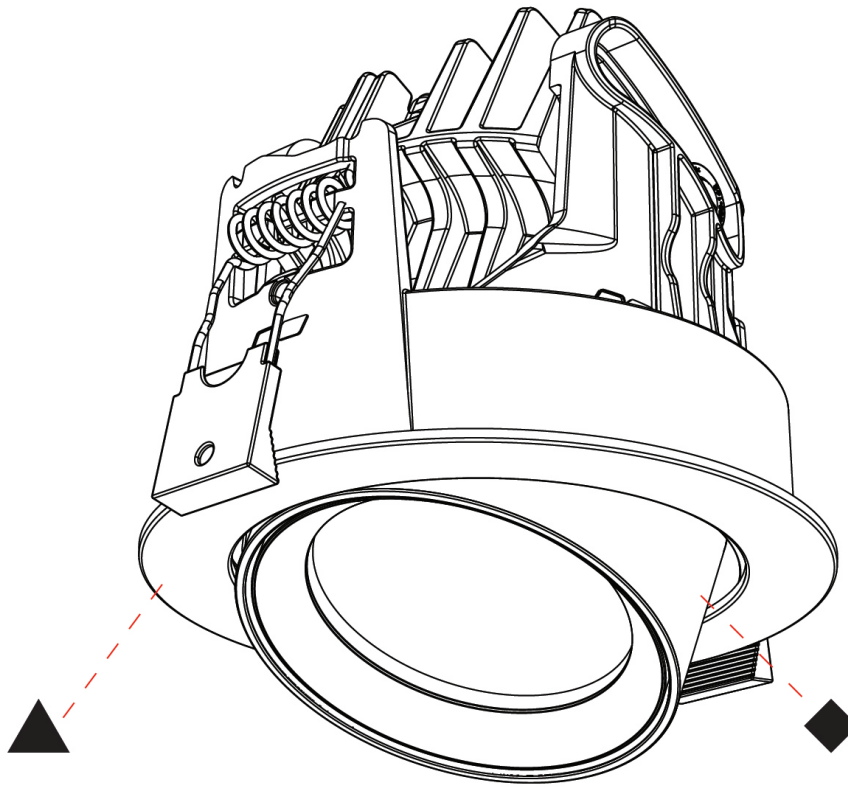
PROJECT

TYPE

SPECIFIER

QUANTITY

DATE



|           |       |
|-----------|-------|
| PROJECT   | _____ |
| TYPE      | _____ |
| SPECIFIER | _____ |
| QUANTITY  | _____ |
| DATE      | _____ |

## CENTRIQ ROUND FLEX ADJUSTABLE RECESSED

### A35980-

|             |                      |                       |                        |                       |
|-------------|----------------------|-----------------------|------------------------|-----------------------|
| base number | Color<br>Temperature | Finishes<br>(Diamond) | Finishes<br>(Triangle) | Beam Angle<br>Options |
|-------------|----------------------|-----------------------|------------------------|-----------------------|

- To build a product code in our configurator select the specify button on the base model # product page
- To build a manual product code on this datasheet choose from the options listed below in blue font and add the suffix to the base model #

#### GENERAL

|  |
|--|
| Series: Centriq                            |
| Subseries: Centriq Round Flex Adjustable   |
| Partner: Prolicht                          |
| Division: Architectural                    |
| Installation: Recessed                     |
| Product Type: Downlight                    |
| Mounting Location: Ceiling                 |
| Light Distribution: Adjustable / Downlight |

#### PHYSICAL

|   |
|---|
| Aperture Sizes - Downlights: 2"   |
| Shape: Cylinder   |
| Diameter (mm): 120  |
| Diameter (in): 4 ¾  |
| Height (mm): 105  |
| Height (in): 4 ⅞  |
| Min. Recessing Depth (mm): 120  |
| Min. Recessing Depth (in): 4 ¾  |
| Weight (kg): 0.666  |
| Fixture Finish: <a href="#">SSR / BKV / CWI / CRY / HAB / UFT / ITA / RUA / FTG / MYG / LOD / PUS / FRO / FUP / KIA / POP / BLS / SPG / MEY / GOH / CHC / COM / ABZ / JAG / OBR / MOS / ROR</a> |
| Fixture Material: Aluminum  |
| Cut-out Measurements: Dia. 112mm / 4 7/16"  |

#### ELECTRICAL

|   |
|---|
| Lamp Type: LED (Zhaga Standard)   |
| Input Wattage (W): 20.5   |
| Total Output Wattage (W): 18.1  |
| Dimming: Tri-Mode (Non-Dimming and Phase Dimming (120Vac only) and 0-10V Dimming) |
| Driver Included: No   |
| Driver Location: Recessed Housing   |
| Driver Type: Constant Current - Universal   |
| Driver Class: Class 2   |
| Housing: ENCP 3   |
| Input Voltage (V): 120 - 277  |
| Constant Current (MA): 500  |

#### LED

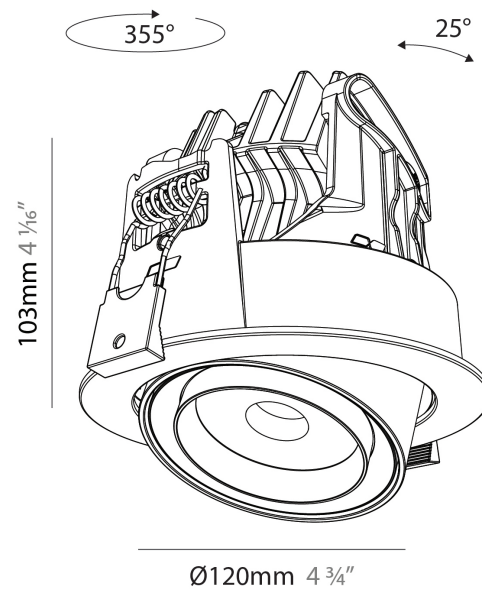
|   |
|---|
| Color Temperature (°K): <a href="#">2700 / 3000 / 3500 / 4000</a> |
| Max. Delivered Lumen (lm): 1201 / 1294 / 1346 / 1373              |
| Nominal Lumen (lm): 1668 / 1797 / 1869 / 1907                     |
| CRI: >90 CRI  |
| Lamp Life (hrs): 50000  |

#### OPTICAL

|   |
|---|
| Beam Angle: <a href="#">18 / 30 / 46</a>  |
| Adjustability: Rotational 350° / Tilt 25° |

#### RATINGS AND CERTIFICATIONS

|   |
|---|
| Certified By: CSA Certified to UL and CSA Standards |
| IP rating: IP20                                     |



## CENTRIQ ROUND FLEX ADJUSTABLE RECESSED

A35980-

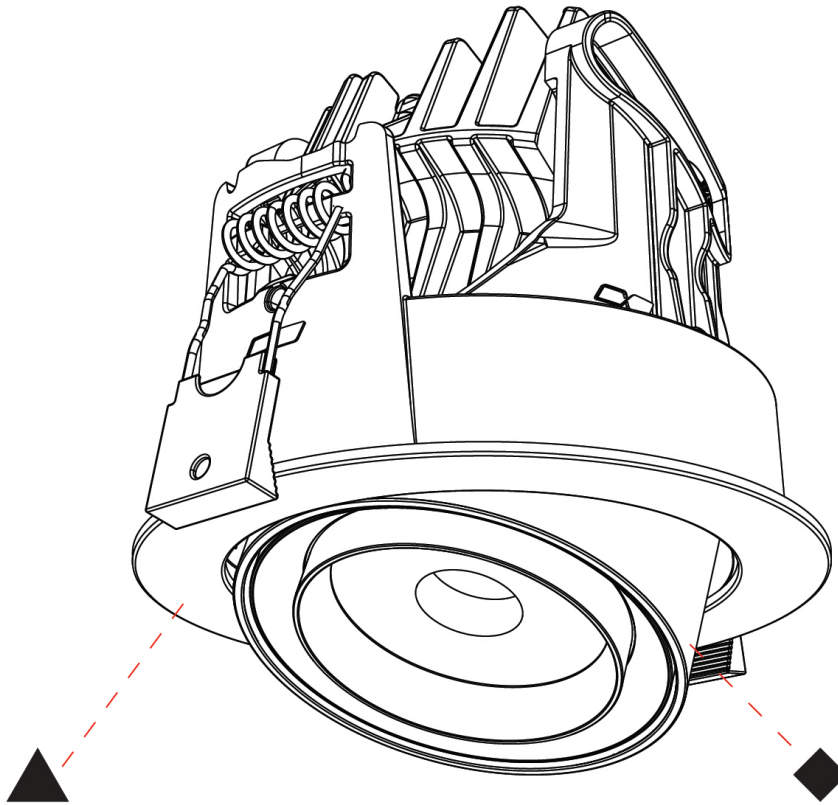
PROJECT \_\_\_\_\_

TYPE \_\_\_\_\_

SPECIFIER \_\_\_\_\_

QUANTITY \_\_\_\_\_

DATE \_\_\_\_\_



A

|           |       |
|-----------|-------|
| PROJECT   | _____ |
| TYPE      | _____ |
| SPECIFIER | _____ |
| QUANTITY  | _____ |
| DATE      | _____ |

## CENTRIQ SQUARE ADJUSTABLE RECESSED

### A35982-

|             |                      |                       |                        |                 |
|-------------|----------------------|-----------------------|------------------------|-----------------|
| base number | Color<br>Temperature | Finishes<br>(Diamond) | Finishes<br>(Triangle) | Lens<br>Options |
|-------------|----------------------|-----------------------|------------------------|-----------------|

- To build a product code in our configurator select the specify button on the base model # product page
- To build a manual product code on this datasheet choose from the options listed below in blue font and add the suffix to the base model #

#### GENERAL

Series: Centriq  
 Subseries: Centriq Square Adjustable  
 Partner: Prolicht  
 Division: Architectural  
 Installation: Recessed  
 Product Type: Downlight  
 Mounting Location: Ceiling  
 Light Distribution: Adjustable / Downlight

#### PHYSICAL

Aperture Sizes - Downlights: 2"  
 Shape: Cylinder  
 Diameter (mm): 120  
 Diameter (in): 4 3/4  
 Length (mm): 120  
 Length (in): 4 3/4  
 Height (mm): 105  
 Height (in): 4 1/8  
 Min. Recessing Depth (mm): 120  
 Min. Recessing Depth (in): 4 3/4  
 Weight (kg): 0.665  
 Diffuser: Lens Pack - No Lens / Opal / Linear Spread Lens / Honeycomb / Spread Lens  
 Fixture Finish: SSR / BKV / CWI / CRY / HAB / UFT / ITA / RUA / FTG / MYG / LOD / PUS / FRO / FUP / KIA / POP / BLS / SPG / MEY / GOH / CHC / COM / ABZ / JAG / OBR / MOS / ROR  
 Fixture Material: Aluminum  
 Cut-out Measurements: Dia. 112mm / 4 7/16"

#### ELECTRICAL

Lamp Type: LED (Zhaga Standard)  
 Input Wattage (W): 20.5  
 Total Output Wattage (W): 18.1  
 Dimming: Tri-Mode (Non-Dimming and Phase Dimming (120Vac only) and 0-10V Dimming)  
 Driver Included: No  
 Driver Location: Recessed Housing  
 Driver Type: Constant Current - Universal  
 Driver Class: Class 2  
 Input Voltage (V): 120 - 277  
 Constant Current (MA): 500

#### LED

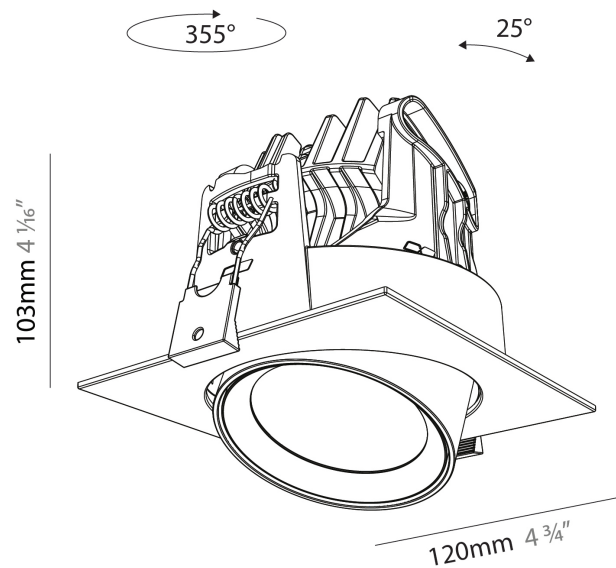
Color Temperature (°K): 2700 / 3000 / 3500 / 4000  
 Max. Delivered Lumen (lm): 1432 / 1542 / 1432 / 1636  
 Nominal Lumen (lm): 1668 / 1797 / 1668 / 1907  
 CRI: >90 CRI  
 Lamp Life (hrs): 50000

#### OPTICAL

Reflector: 10  
 Adjustability: Rotational 350° / Tilt 25°

#### RATINGS AND CERTIFICATIONS

Certified By: CSA Certified to UL and CSA Standards  
 IP rating: IP20



## CENTRIQ SQUARE ADJUSTABLE RECESSED

A35982-

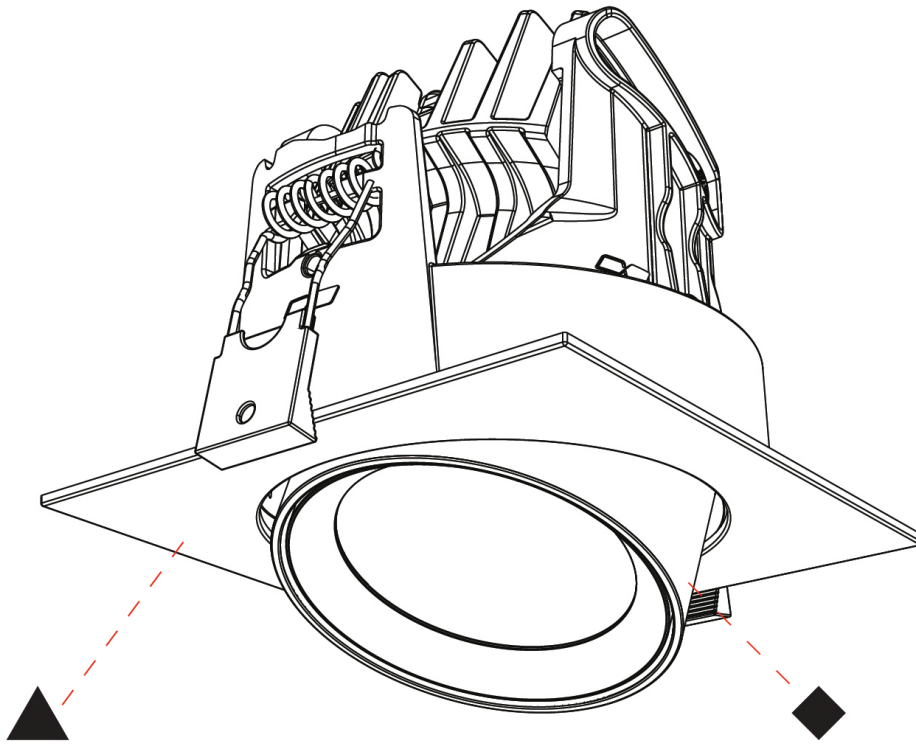
PROJECT

TYPE

SPECIFIER

QUANTITY

DATE



A

## CENTRIQ SQUARE ADJUSTABLE RECESSED

### A35983-

base number    Color    Finishes    Finishes    Lens    Beam Angle  
 Temperature    (Diamond)    (Triangle)    Options    Options

- To build a product code in our configurator select the specify button on the base model # product page
- To build a manual product code on this datasheet choose from the options listed below in blue font and add the suffix to the base model #

#### GENERAL

Series: Centriq  
 Subseries: Centriq Square Adjustable  
 Partner: Prolicht  
 Division: Architectural  
 Installation: Recessed  
 Product Type: Downlight  
 Mounting Location: Ceiling  
 Light Distribution: Adjustable / Downlight

#### PHYSICAL

Aperture Sizes - Downlights: 2"  
 Shape: Cylinder  
 Diameter (mm): 120  
 Diameter (in): 4 3/4  
 Length (mm): 120  
 Length (in): 4 3/4  
 Height (mm): 105  
 Height (in): 4 1/8  
 Min. Recessing Depth (mm): 120  
 Min. Recessing Depth (in): 4 3/4  
 Weight (kg): 0.665  
 Diffuser: Lens Pack - No Lens / Opal / Linear Spread Lens / Honeycomb / Spread Lens  
 Fixture Finish: SSR / BKV / CWI / CRY / HAB / UFT / ITA / RUA / FTG / MYG / LOD / PUS / FRO / FUP / KIA / POP / BLS / SPG / MEY / GOH / CHC / COM / ABZ / JAG / OBR / MOS / ROR  
 Fixture Material: Aluminum  
 Cut-out Measurements: Dia. 112mm / 4 7/16"

#### ELECTRICAL

Lamp Type: LED (Zhaga Standard)  
 Input Wattage (W): 27.3  
 Total Output Wattage (W): 24.5  
 Dimming: Tri-Mode (Non-Dimming and Phase Dimming (120Vac only) and 0-10V Dimming)  
 Driver Included: No  
 Driver Location: Recessed Housing  
 Driver Type: Constant Current - Universal  
 Driver Class: Class 2  
 Input Voltage (V): 120 - 277  
 Constant Current (MA): 700

#### LED

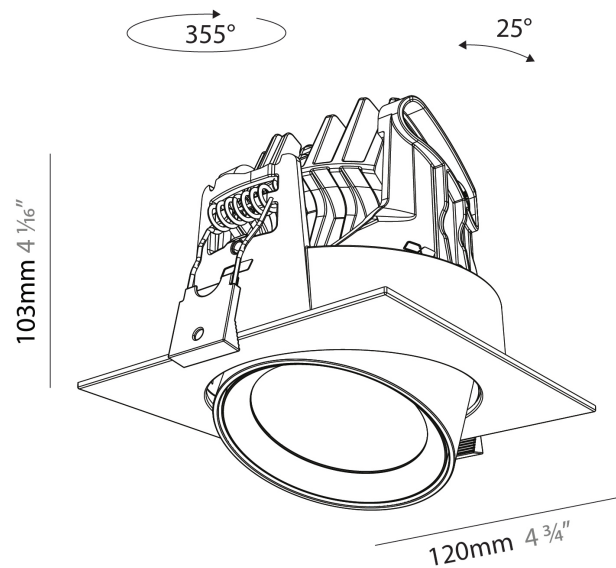
Color Temperature (°K): 2700 / 3000 / 3500 / 4000  
 Max. Delivered Lumen (lm): 2434 / 2534 / 2643 / 2768  
 Nominal Lumen (lm): 2788 / 2903 / 3027 / 3170  
 CRI: >90 CRI  
 Lamp Life (hrs): 50000

#### OPTICAL

Reflector: 20 / 32 / 54  
 Adjustability: Rotational 350° / Tilt 25°

#### RATINGS AND CERTIFICATIONS

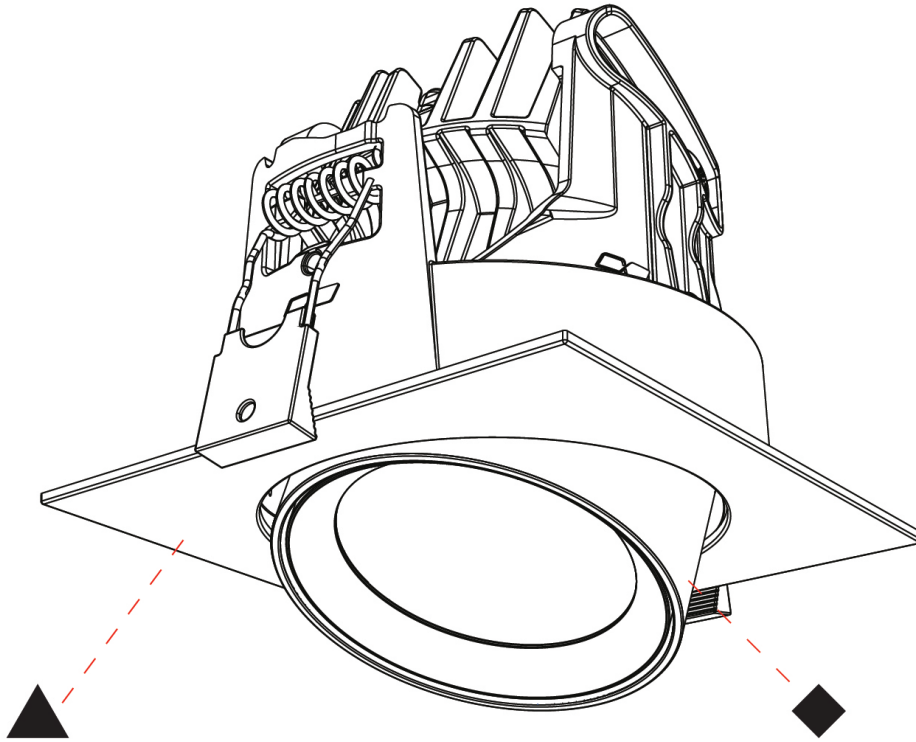
Certified By: CSA Certified to UL and CSA Standards  
 IP rating: IP20



## CENTRIQ SQUARE ADJUSTABLE RECESSED

A35983-

|           |       |
|-----------|-------|
| PROJECT   | _____ |
| TYPE      | _____ |
| SPECIFIER | _____ |
| QUANTITY  | _____ |
| DATE      | _____ |



|           |       |
|-----------|-------|
| PROJECT   | _____ |
| TYPE      | _____ |
| SPECIFIER | _____ |
| QUANTITY  | _____ |
| DATE      | _____ |

## CENTRIQ SQUARE ADJUSTABLE RECESSED

### A35984-

|             |                      |                       |                        |                 |                       |
|-------------|----------------------|-----------------------|------------------------|-----------------|-----------------------|
| base number | Color<br>Temperature | Finishes<br>(Diamond) | Finishes<br>(Triangle) | Lens<br>Options | Beam Angle<br>Options |
|-------------|----------------------|-----------------------|------------------------|-----------------|-----------------------|

- To build a product code in our configurator select the specify button on the base model # product page
- To build a manual product code on this datasheet choose from the options listed below in blue font and add the suffix to the base model #

#### GENERAL

|  |
|--|
| Series: Centriq                            |
| Subseries: Centriq Square Adjustable       |
| Partner: Prolicht                          |
| Division: Architectural                    |
| Installation: Recessed                     |
| Product Type: Downlight                    |
| Mounting Location: Ceiling                 |
| Light Distribution: Adjustable / Downlight |

#### PHYSICAL

|   |
|---|
| Aperture Sizes - Downlights: 2"   |
| Shape: Cylinder   |
| Diameter (mm): 120  |
| Diameter (in): 4 3/4  |
| Length (mm): 120  |
| Length (in): 4 3/4  |
| Height (mm): 105  |
| Height (in): 4 1/8  |
| Min. Recessing Depth (mm): 120  |
| Min. Recessing Depth (in): 4 3/4  |
| Weight (kg): 0.665  |
| Diffuser: Lens Pack - No Lens / Opal / Linear Spread Lens / Honeycomb / Spread Lens   |
| Fixture Finish: SSR / BKV / CWI / CRY / HAB / UFT / ITA / RUA / FTG / MYG / LOD / PUS / FRO / FUP / KIA / POP / BLS / SPG / MEY / GOH / CHC / COM / ABZ / JAG / OBR / MOS / ROR |
| Fixture Material: Aluminum  |
| Cut-out Measurements: Dia. 112mm / 4 7/16"  |

#### ELECTRICAL

|   |
|---|
| Lamp Type: LED (Zhaga Standard)   |
| Input Wattage (W): 34   |
| Total Output Wattage (W): 30.9  |
| Dimming: Tri-Mode (Non-Dimming and Phase Dimming (120Vac only) and 0-10V Dimming) |
| Driver Included: No   |
| Driver Location: Recessed Housing   |
| Driver Type: Constant Current - Universal   |
| Driver Class: Class 2   |
| Input Voltage (V): 120 - 277  |
| Constant Current (MA): 900  |

#### LED

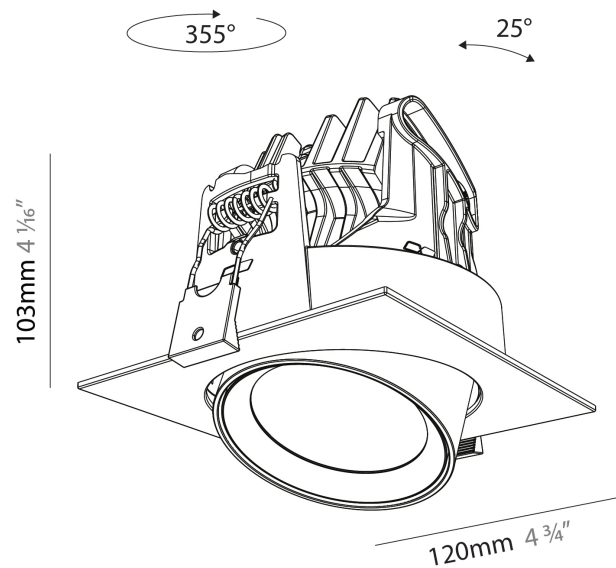
|  |
|--|
| Color Temperature (°K): 2700 / 3000 / 3500 / 4000    |
| Max. Delivered Lumen (lm): 2434 / 2534 / 2643 / 2768 |
| Nominal Lumen (lm): 2788 / 2903 / 3027 / 3170        |
| CRI: >90 CRI   |
| Lamp Life (hrs): 50000                               |

#### OPTICAL

|   |
|---|
| Reflector: 24 / 36 / 54                   |
| Adjustability: Rotational 350° / Tilt 25° |

#### RATINGS AND CERTIFICATIONS

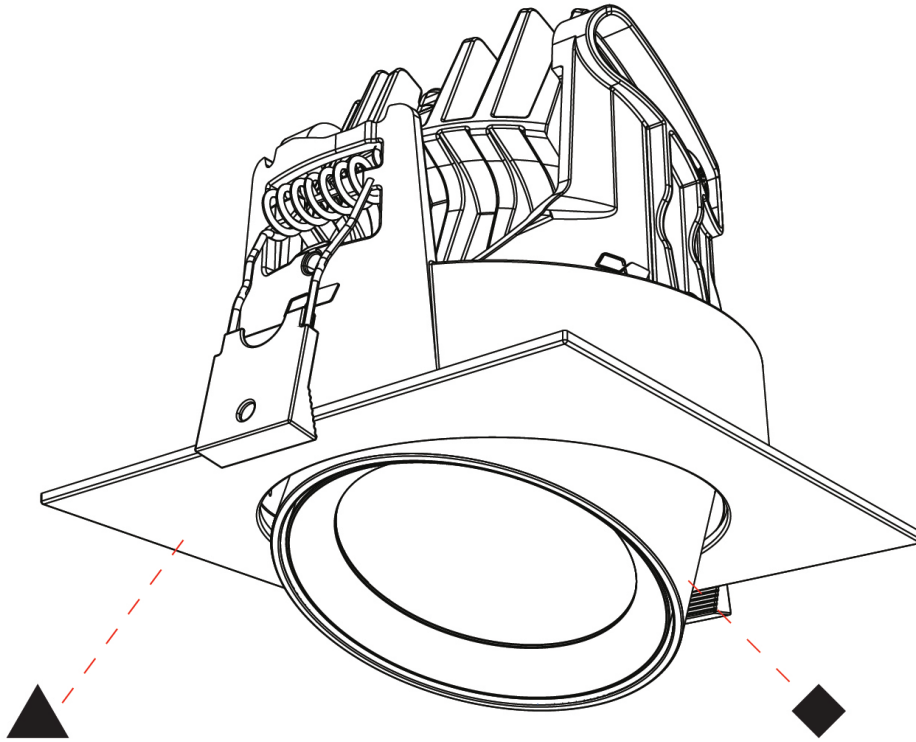
|   |
|---|
| Certified By: CSA Certified to UL and CSA Standards |
| IP rating: IP20                                     |



## CENTRIQ SQUARE ADJUSTABLE RECESSED

A35984-

|           |       |
|-----------|-------|
| PROJECT   | _____ |
| TYPE      | _____ |
| SPECIFIER | _____ |
| QUANTITY  | _____ |
| DATE      | _____ |



A

|           |       |
|-----------|-------|
| PROJECT   | _____ |
| TYPE      | _____ |
| SPECIFIER | _____ |
| QUANTITY  | _____ |
| DATE      | _____ |

## CENTRIQ SQUARE FLEX ADJUSTABLE RECESSED

### A35986-

|             |                   |                    |                     |                    |
|-------------|-------------------|--------------------|---------------------|--------------------|
| base number | Color Temperature | Finishes (Diamond) | Finishes (Triangle) | Beam Angle Options |
|-------------|-------------------|--------------------|---------------------|--------------------|

- To build a product code in our configurator select the specify button on the base model # product page
- To build a manual product code on this datasheet choose from the options listed below in blue font and add the suffix to the base model #

#### GENERAL

|  |
|--|
| Series: Centriq                            |
| Subseries: Centriq Square Flex Adjustable  |
| Partner: Prolicht                          |
| Division: Architectural                    |
| Installation: Recessed                     |
| Product Type: Downlight                    |
| Mounting Location: Ceiling                 |
| Light Distribution: Adjustable / Downlight |

#### PHYSICAL

|   |
|---|
| Aperture Sizes - Downlights: 2"   |
| Shape: Cylinder   |
| Length (mm): 120  |
| Length (in): 4 3/4  |
| Width (mm): 120   |
| Width (in): 4 3/4   |
| Height (mm): 105  |
| Height (in): 4 1/8  |
| Min. Recessing Depth (mm): 120  |
| Min. Recessing Depth (in): 4 3/4  |
| Weight (kg): 0.666  |
| Fixture Finish: SSR / BKV / CWI / CRY / HAB / UFT / ITA / RUA / FTG / MYG / LOD / PUS / FRO / FUP / KIA / POP / BLS / SPG / MEY / GOH / CHC / COM / ABZ / JAG / OBR / MOS / ROR |
| Fixture Material: Aluminum  |
| Cut-out Measurements: Dia. 112mm / 4 7/16"  |

#### ELECTRICAL

|   |
|---|
| Lamp Type: LED (Zhaga Standard)   |
| Input Wattage (W): 20.5   |
| Total Output Wattage (W): 18.1  |
| Dimming: Tri-Mode (Non-Dimming and Phase Dimming (120Vac only) and 0-10V Dimming) |
| Driver Included: Yes  |
| Driver Location: Recessed Housing   |
| Driver Type: Constant Current - Universal   |
| Driver Class: Class 2   |
| Housing: ENCP3  |
| Input Voltage (V): 120 - 277  |
| Constant Current (MA): 500  |

#### LED

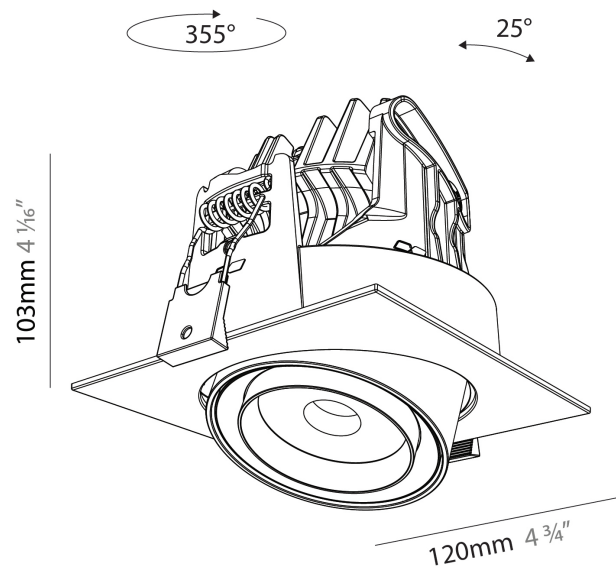
|  |
|--|
| Color Temperature (*K): 2700 / 3000 / 3500 / 4000    |
| Max. Delivered Lumen (lm): 1201 / 1294 / 1346 / 1373 |
| Nominal Lumen (lm): 1668 / 1797 / 1869 / 1907        |
| CRI: >90 CRI   |
| Lamp Life (hrs): 50000                               |

#### OPTICAL

|   |
|---|
| Beam Angle: 18 / 30 / 46                  |
| Adjustability: Rotational 350° / Tilt 25° |

#### RATINGS AND CERTIFICATIONS

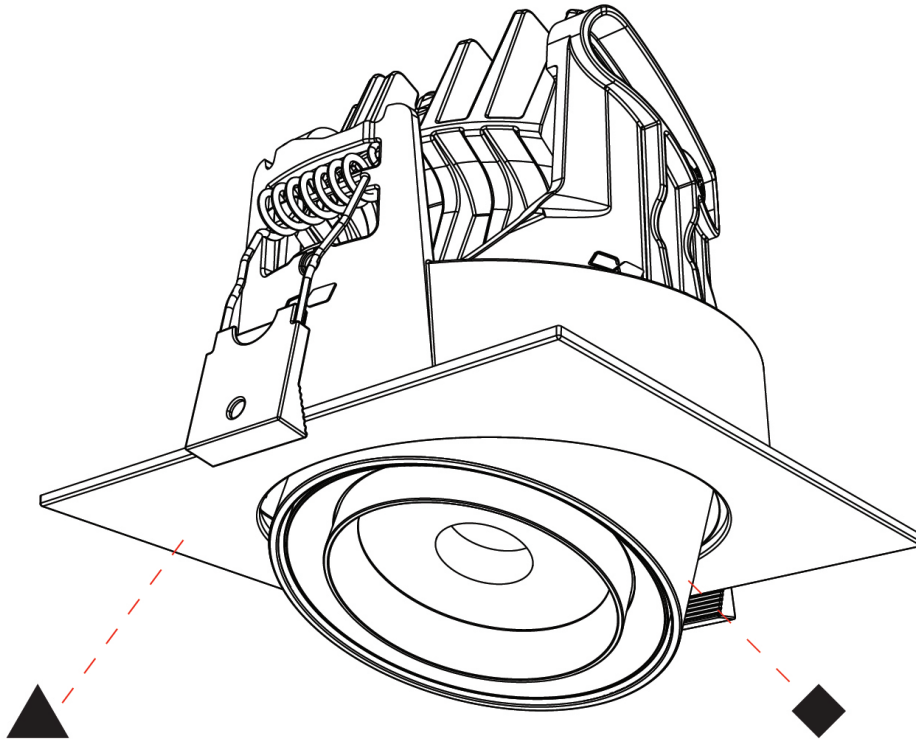
|   |
|---|
| Certified By: CSA Certified to UL and CSA Standards |
| IP rating: IP20                                     |



## CENTRIQ SQUARE FLEX ADJUSTABLE RECESSED

A35986-

|           |       |
|-----------|-------|
| PROJECT   | _____ |
| TYPE      | _____ |
| SPECIFIER | _____ |
| QUANTITY  | _____ |
| DATE      | _____ |



A

## CENTRIQ COLOR FINISH CHART

|           |
|-----------|
| PROJECT   |
| TYPE      |
| SPECIFIER |
| QUANTITY  |
| DATE      |

### Fixture Finish

Sparkling Silver - 01 (SSR)



Black Velvet - 02 (BKV)



Crystal White - 03 (CWI)



Creamy - 04 (CRY)



Hampton Bay - 05 (HAB)



Urban Forest - 07 (UFT)



In the Army - 08 (ITA)



Rusty Angel - 09 (RUA)



Fade to Gray - 12 (FTG)



Mysterious Gray - 13 (MYG)



Lost Dream - 15 (LOD)



Purple Sky - 16 (PUS)



Fresh Oh - 17 (FRO)



Funky P. - 18 (FUP)



Kissing Aphrodite - 19 (KIA)



Poseidon's Paradise - 20 (POP)



Blue Sky - 21 (BLS)




Spring Green - 22 (SPG)



Mellow Yellow - 23 (MEY)



Golden Heart - 24 (GOH)



Champagne Cream - 26 (CHC)



Copper Mine - 27 (COM)



Ancient Bronze - 28 (ABZ)



Jazz Gold - 29 (JAG)



Olive Breeze - 30 (OBR)



Moonlight Silver - 31 (MOS)



Rosewood Red - 32 (ROR)



**Digital:** Not all screens are calibrated the same, and therefore, colors will appear differently between screens.

**Physical:** When texture is involved, there will be variations in color, character and tone within a product series and between product families.











**Champagne Cream, Copper Mine, Ancient Bronze + Jazz Gold:** These finishes have slight fading from specific powder coating production. Each luminaire will slightly vary.



### LEGEND

|  |   |   |  |   |  |
|--|---|---|--|---|--|
|    | floor-mounted   |    | pivotal  |    | special LED (upon request) RGB, RGBW, tunable, gold+, meat+, art+, fashion+                    |
|    | wall and ceiling: recessed and surface mounted            |    | rotating   |    | warm dim / natural dimming LED   |
|    | ceiling-mounted and wall-mounted                          |    | illuminate tilted  |    | rechargeable battery powered   |
|    | wall-mounted  |    | color of suspension cable                                    |    | fixture with natural vivid LED (upon request)  |
|    | omni-directional light distribution                       |    | length of suspension cable                                   |    | color rendering index  |
|    | direct light distribution                                 |    | reflector degree selection                                   |    | color temperature  |
|    | direct/indirect light distribution                        |    | super spot   |    | lumen (luminous flux)  |
|    | indirect light distribution                               |    | lens   |    | efficacy (lumens per watt)   |
|    | asymmetric light distribution                             |    | lens pack  |    | Unified Glare Rating (UGR) range from 5-40   |
|    | aura light distribution                                   |    | shine ring   |    | marine grade (AISI 316 stainless steel)  |
|    | round wall or ceiling cut-out                             |    | integrated shine ring with diffuser                          |    | walk on  |
|    | square wall or ceiling cut-out                            |    | free individual colors 01-29                                 |    | drive on   |
|    | the supplied jig specifies the cutout dimensions          |    | individual colors: 00 (free of charge), 01-25 (extra charge) |    | Dark Sky Compliance  |
|    | minimum distance (meters) lamp - object                   |    | luminaire part to be colored (F1)                            |    | Americans with Disabilities Act (less than 4" off the wall located between 27"-84" from floor) |
|    | recessed depth  |    | luminaire part to be colored (F2)                            |    | lamp protected against explosion   |
|   | ceiling thickness in mm                                   |   | luminaire part to be colored (F3)                            |   | blown glass using traditional methods by master glass blower                                   |
|  | ceiling thickness selection                               |  | luminaire part to be colored (F4)                            |  | acoustic material  |
|  | dimmable DP (phase), DV (0-10V), DD (dali), DS (step-dim) |  | luminaire part to be colored (F5)                            |  | protection class I, protection insulation  |
|  | included or excluded LED driver/transformer/control gear  |  | color of 3-circuit adaptor                                   |  | protection class II, protection insulation   |
|  | separately switchable                                     |  | indirect diffuser  |  | ETL Certified to UL and CSA Standards  |
|  | sensor  |  | direct diffuser  |  | UL Certified to UL and CSA Standards   |
|  | remote control  |  | ball-proof (upon request)                                    |  | CSA Certified to UL and CSA Standards  |
|  | available upon request                                    |  | accessory  |  | Certified for North American Standards   |

### IP RATING

|   |  |
|---|--|
|  | protected against ingress of solid bodies greater than 12.5mm (finger)   |
|  | protected against ingress of solid bodies greater than 2.5mm<br>protected against sprays of water up to 60 degrees from the vertical (rain)      |
|  | protected against ingress of solid bodies greater than 1mm (wire)<br>no protection against the ingress of moisture                               |
|  | protected against ingress of solid bodies greater than 1mm (wire)<br>protected against sprays of water up to 60 degrees from the vertical (rain) |
|  | protected against ingress of solid bodies greater than 1mm (wire)<br>protected against water splashed from all directions                        |
|  | protected against limited ingress of dust (wet rooms/covered outdoor areas)<br>protected against water splashed from all directions              |
|  | protected against ingress of dust<br>protected against jets of water   |
|  | protected against ingress of dust<br>protected against powerful jets of water or heavy seas  |
|  | protected against ingress of dust<br>protected against immersion of water between 15cm - 1m for 30 minutes                                       |
|  | protected against ingress of dust<br>protected against immersion of water under pressure for long periods  |

### IK RATING

|   |   |
|---|---|
|  | protected against 0.14 joules impact (equivalent to 0.25kg mass dropped from 56mm above the surface)  |
|  | protected against 0.2 joules impact (equivalent to 0.25kg mass dropped from 80mm above the surface)   |
|  | protected against 0.35 joules impact (equivalent to 0.25kg mass dropped from 140mm above the surface) |
|  | protected against 0.5 joules impact (equivalent to 0.25kg mass dropped from 200mm above the surface)  |
|  | protected against 0.7 joules impact (equivalent to 0.25kg mass dropped from 280mm above the surface)  |
|  | protected against 1 joules impact (equivalent to 0.25kg mass dropped from 400mm above the surface)    |
|  | protected against 2 joules impact (equivalent to 0.5kg mass dropped from 400mm above the surface)     |
|  | protected against 5 joules impact (equivalent to 1.7kg mass dropped from 300mm above the surface)     |
|  | protected against 10 joules impact (equivalent to 5.0kg mass dropped from 200mm above the surface)    |
|  | protected against 20 joules impact (equivalent to 5.0kg mass dropped from 400mm above the surface)    |